



Date: 23 October 2024
Ref: 10 / 10 / 671 / 2024

التاريخ: 23 أكتوبر 2024
الإشارة: 2024 / 671 / 10 / 10

To: Chief Executive Officer
Boursa Kuwait

السيد/ الرئيس التنفيذي المحترم
بورصة الكويت

Peace, Mercy and Blessings of Allah be upon you,

السلام عليكم ورحمة الله وبركاته،

Subject: Supplementary Disclosure
KFH: Analysts Conference Presentation
Q (3/2024)

الموضوع: إفصاح مكمل
بيتك: العرض التقديمي لمؤتمر المحللين
الربع (2024/3)

In reference to the above, and in line with Kuwait Finance House 'KFH' compliance with the requirements of Chapter 4 of CMA Executive Bylaws Rulebook 10 (Disclosure and Transparency), and with Boursa Kuwait Role Book Article (7-8-1/3) regarding the Listed Companies Obligations (Analysts Conference), KFH would like to report the following:

بالإشارة إلى الموضوع أعلاه، وحرصاً من بيت التمويل الكويتي (بيتك) على الالتزام بمتطلبات الفصل الرابع من الكتاب العاشر (الإفصاح والشفافية) من اللائحة التنفيذية لهيئة أسواق المال، والمادة رقم (3/1-8-7) من كتاب قواعد البورصة بشأن التزامات الشركات المدرجة (الإفصاح عن مؤتمر المحللين)، يفيد بيتك بما يلي:

- KFH has conducted the Analysts Conference for Q (3/2024) through live broadcasting on internet (Live Webcast) at 2 p.m. on Wednesday 23 October 2024.
- There was no other material information had been discussed during the conference.
- KFH will disclose the Conference Minutes of Meeting within (3) working days after the conference.

- عقد بيتك مؤتمر المحللين للربع (2024/3) عن طريق بث مباشر على شبكة الإنترنت وذلك في تمام الساعة 2 بعد ظهريوم الأربعاء الموافق 23 أكتوبر 2024م.
- لم يتم تداول أي معلومات جوهرية أخرى خلال المؤتمر.
- سوف يقوم بيتك بالإفصاح لاحقاً عن محضر المؤتمر خلال (3) أيام عمل من تاريخ المؤتمر.

Attached is Appendix (12) "Supplementary Disclosure Form" and "the Investors Presentation Q (3/2024)". The same been submitted to Capital Markets Authority and Bahrain Bourse.

مرفق لكم نموذج "الإفصاح المكمل" وفقاً للملحق رقم (12)، و"العرض التقديمي للمستثمرين للربع (2024/3)". هذا وقد تم تزويد كلاً من السادة/ هيئة أسواق المال والسادة/ بورصة البحرين بنسخة منهما.

Best Regards,

وتفضلوا بقبول فائق الاحترام،

Haitham Abdulaziz Altarkait
Acting Group Chief Executive Officer

هيثم عبدالعزيز التركيت
الرئيس التنفيذي للمجموعة بالتكليف



بيت التمويل الكويتي
Kuwait Finance House

23 October 2024

23 أكتوبر 2024

Kuwait Finance House (KFH)

بيت التمويل الكويتي (بيتك)

Appendix (12)

ملحق رقم (12)

Supplementary Disclosure Form

نموذج الإفصاح المكمل

KFH: Analysts Conference Presentation
Q (3/2024)

بيتك: العرض التقديمي لمؤتمر المحللين
الربع (2024/3)

Supplementary Disclosure

الإفصاح المكمل

Date	Listed Company
23 October 2024	Kuwait Finance House (KFH)

اسم الشركة المدرجة	التاريخ
بيت التمويل الكويتي "بيتك"	23 أكتوبر 2024

Disclosure Title
KFH: Analysts Conference Presentation Q (3/2024)

عنوان الإفصاح
بيتك: العرض التقديمي لمؤتمر المحللين الربع (2024/3)

Previous Disclosure	
Date	Title
21 October 2024	Disclosure of Material Information CBK Approval on KFH's Interim Condensed Consolidated Financial Information Q (3 / 2024)

الإفصاح السابق	
العنوان	التاريخ
الإفصاح عن المعلومات الجوهرية موافقة بنك الكويت المركزي على المعلومات المالية المرحلية المكثفة المجمعة الربع (2024 / 3)	21 أكتوبر 2024

Developments that Occurred to the Disclosure
<ul style="list-style-type: none">KFH has conducted the Analysts Conference for Q (3/2024) through live broadcasting on internet (Live Webcast) at 2 p.m. on Wednesday 23 October 2024.There was no other material information had been discussed during the conference.KFH will disclose the Conference Minutes of Meeting within (3) working days after the conference.

التطور الحاصل على الإفصاح
<ul style="list-style-type: none">عقد بيتك مؤتمر المحللين للربع (2024/3) عن طريق بث مباشر على شبكة الإنترنت وذلك في تمام الساعة 2 بعد ظهريوم الأربعاء الموافق 23 أكتوبر 2024م.لم يتم تداول أي معلومات جوهرية أخرى خلال المؤتمر.سوف يقوم بيتك بالإفصاح لاحقاً عن محضر المؤتمر خلال (3) أيام عمل من تاريخ المؤتمر.

The Financial Effect of The Occurring Developments
<ul style="list-style-type: none">Currently, there is no effect on KFH's financial position.

الأثر المالي للتطور الحاصل
<ul style="list-style-type: none">لا يوجد أثر في الوقت الحالي على المركز المالي لبيتك.

Significant Effect on the financial position shall be mentioned if the material information can measure that effect, excluding the financial effect resulting from tenders or similar contracts.

If a Listed Company, which is a member of a Group, disclosed some material information related to it and has Significant Effect on other listed companies' which are members of the same Group, the other companies' disclosure obligations are limited to disclosing the information and the financial effect occurring to that company itself.

يتم ذكر الأثر على المركز المالي في حال كانت المعلومة الجوهرية قابلة لقياس ذلك الأثر، ويستثنى الأثر المالي الناتج عن المناقصات والممارسات وما يشبهها من عقود.

إذا قامت شركة مدرجة من ضمن مجموعة بالإفصاح عن معلومة جوهرية تخصها ولها انعكاس مؤثر على باقي الشركات المدرجة من ضمن المجموعة، فإن واجب الإفصاح على باقي الشركات المدرجة ذات العلاقة يقتصر على ذكر المعلومة والأثر المالي المترتب على تلك الشركة بعينها.



بيت التمويل الكويتي
Kuwait Finance House

Handwritten signature and initials.

9M-2024 Earnings Presentation

23 October 2024

Group Financial Control
Investor Relations

بيت التمويل الكويتي
Kuwait Finance House



Disclaimer

- **IMPORTANT NOTICE**

- This presentation has been prepared by Kuwait Finance House and is subject to the applicable laws and regulations in the State of Kuwait. It is for information purposes only and it shall not be reproduced or redistributed to any other person without obtaining Kuwait Finance House's prior written consent. It does not and shall not constitute either an offer to purchase or buy or a solicitation to purchase or buy or an offer to sell or exchange or a solicitation to sell or exchange any securities of Kuwait Finance House. Neither this presentation nor anything contained herein shall form the basis of any contract, commitment or advice whatsoever. This Presentation must be read in conjunction with all other publicly available information. To the maximum extent permitted by law, Kuwait Finance House and its directors, employees, agents, consultants, affiliates and subsidiaries expressly exclude all liability and responsibility for any loss or damage arising from the use of, or reliance on, the information contained in this presentation or the website whether or not caused by any negligent act or omission. Neither Kuwait Finance House nor any of its directors, employees, agents, consultants, affiliates, or subsidiaries warrant or represent the correctness, accurateness or completeness of the information provided herein. This document is not to be relied upon in any manner as legal, tax or investment advice. Each recipient hereof shall be responsible for conducting its own investigation and analysis of the information contained herein and shall familiarize and acquaint itself with, and adhere to, the applicable local legislations. Except where otherwise expressly indicated herein, this presentation contains time-sensitive information which is based on currently available information to Kuwait Finance House as of the date stated or, if no date is stated, as of the date of this preparation and accordingly does not guarantee specific future results, performances or achievements. The information and the opinions contained herein are subject to change without notice. None of Kuwait Finance House or any of its subsidiaries or affiliates assume any obligation to update or otherwise revise any such information to reflect information that subsequently becomes available or circumstances existing or changes occurring after the date hereof.

- **FORWARD-LOOKING STATEMENTS**

- All statements included or incorporated by reference in this presentation, other than statements or characterizations of historical fact, are forward-looking statements. Such forward-looking statements are based on Kuwait Finance House's current expectations, predictions and estimates and are not guarantees of future performance, achievements or results. Forward-looking statements are subject to and involve risks and uncertainties and actual results, performance or achievements of Kuwait Finance House may differ materially or adversely from those expressed or implied in the forward-looking statements as a result of various factors. In addition, even if Kuwait Finance House's results of operations, financial condition and the development of the industry in which it operates are consistent with forward-looking statements contained herein, those results or developments may not be indicative of results or developments in subsequent periods. Kuwait Finance House does not undertake to update any forward-looking statements made herein. Past results are not indicative of future performance.

Contents


- 1 **Kuwait's Operating Environment**

- 2 **Overview of KFH**

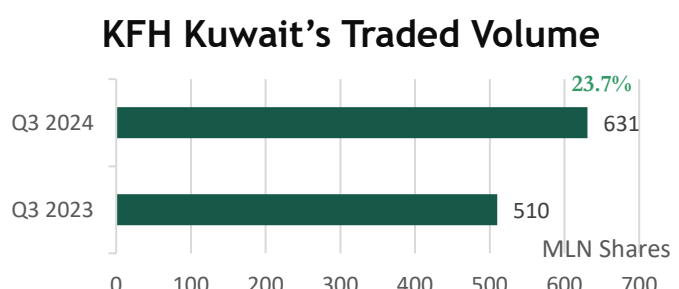
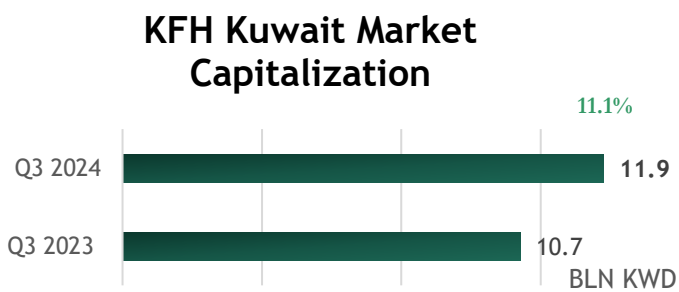
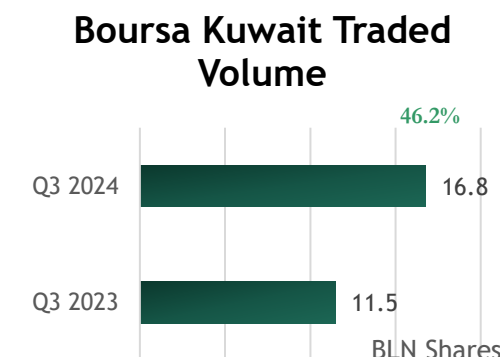
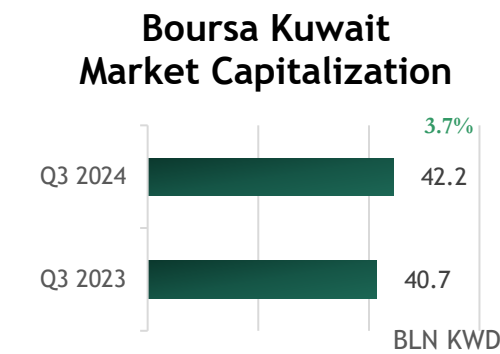
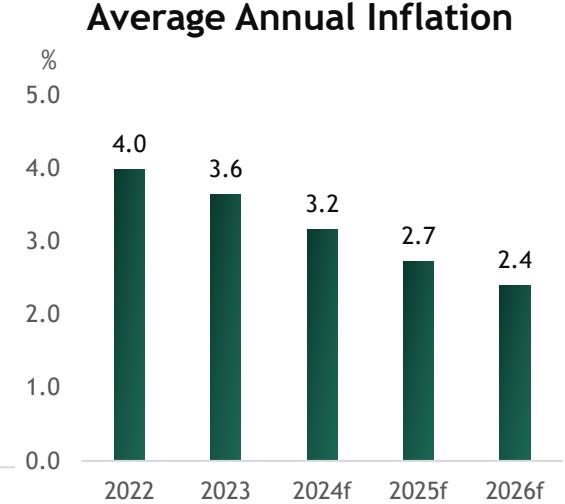
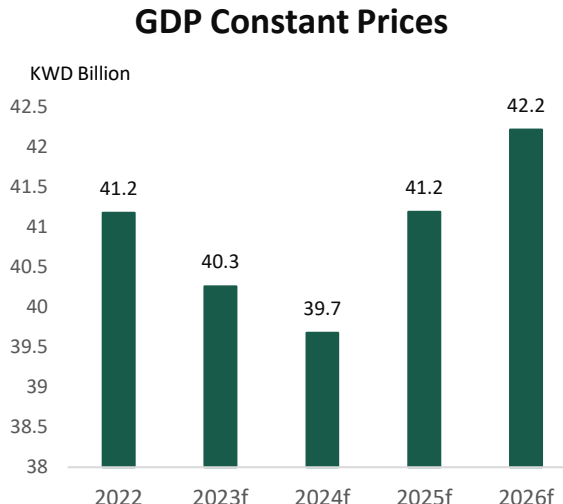
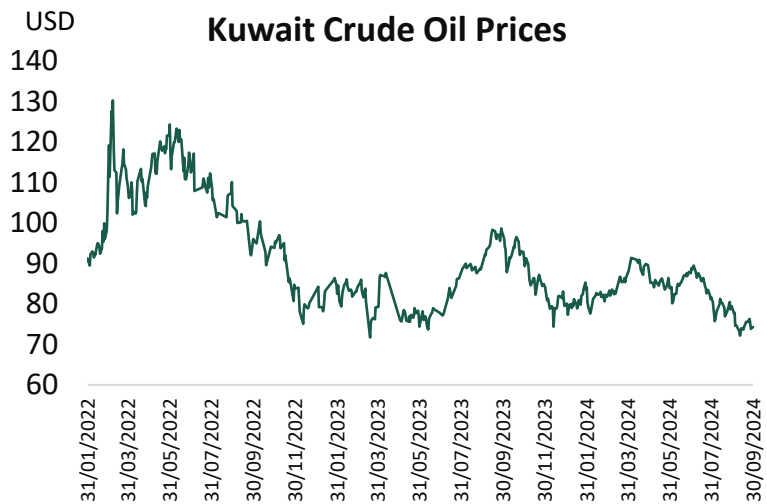
- 3 **KFH Strategy**

- 4 **9M-24 Financial Results**

- 5 **Appendix**



Kuwait's Economic Highlights



- International Monetary Fund (IMF) expects Kuwait's GDP "constant prices" to reach KWD 39.7 billion in 2024 and to recover in the following years.
- Kuwait's annual Inflation rate based on average consumer prices is forecasted to decline to 3.2% in 2024 compared to 3.6% in 2023.
- By the end of September 2024, the Kuwaiti Crude Oil Price stood at USD 74.3 per barrel, reflecting a decrease of 24.1% compared to the same period last year.
- Kuwait's credit rating is A+ with a stable outlook, according to Standard & Poor's, A1, with a stable outlook, by Moody's, and AA- with a stable outlook by Fitch .
- The Central Bank of Kuwait (CBK) has announced a reduction in the discount rate by 25 basis points, lowering it from 4.25% to 4.00%, effective September 19, 2024.
- Market Capitalization of Bursa Kuwait as of the end of Q3 2024 reached KWD 42.2 billion with an increase of 3.7% compared to the same period last year. While KFH's Market Capitalization reached KWD 11.9 billion with an increase of 11.1%.
- Traded volume at Bursa Kuwait during Q3 2024 reached 16.8 billion shares increased by 46.2% compared to the same period of 2023. While KFH's traded volume reached 631 million shares during Q3 2024, increased by 23.7% compared to same period of 2023.

Overview of KFH's Awards & Ratings

Kuwait

Best

Islamic Bank
in Kuwait

Euromoney

Regional

Best

Islamic Bank
in the Middle East

Global Finance

Global

Best

Islamic Financial Institution
in the World

Global Finance

FitchRatings

Long-Term Issuer Default Rating A

Short-Term Issuer Default Rating F1

STABLE Outlook

Fitch's Rating Action 5 February 2024

MOODY'S

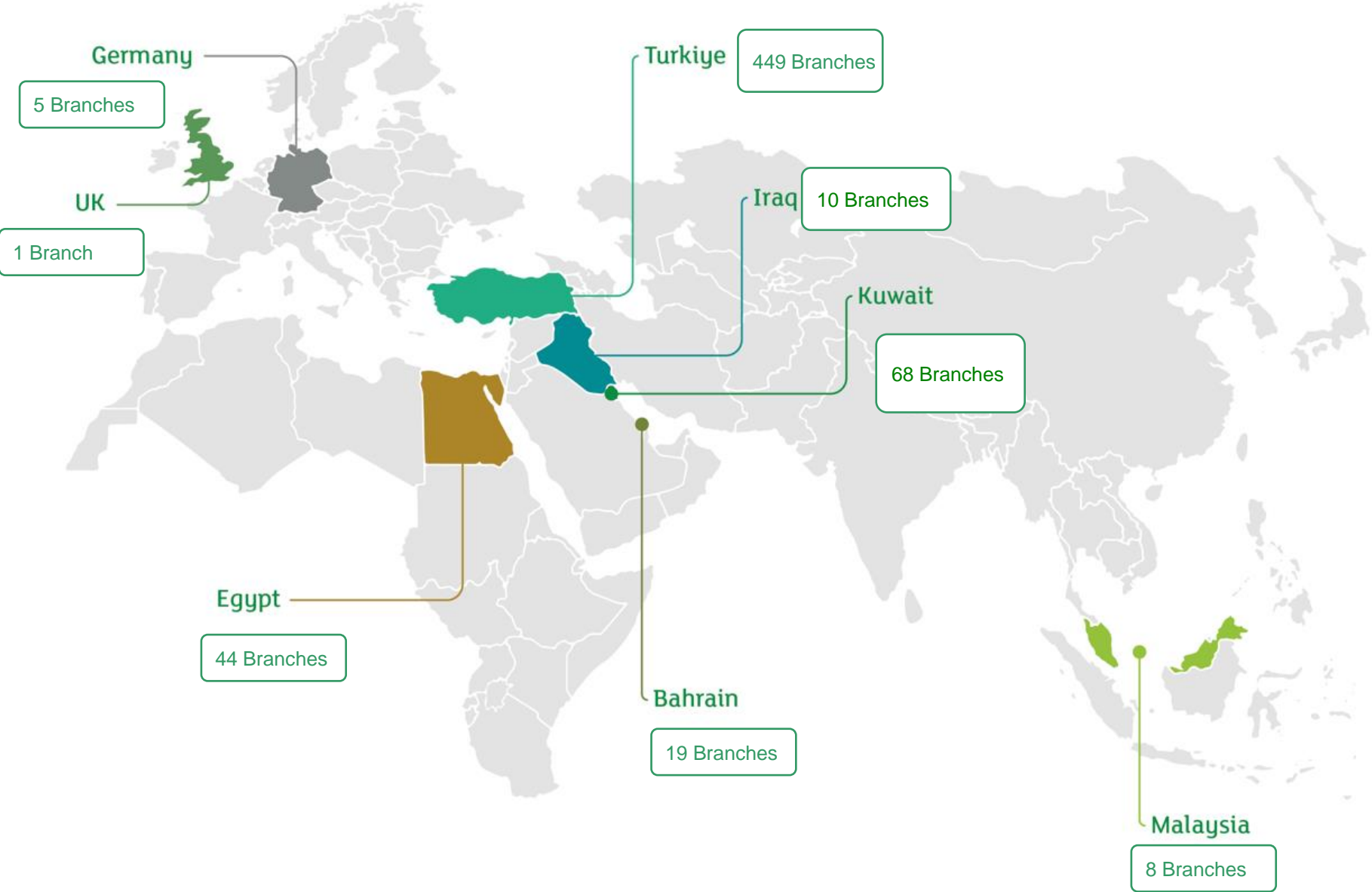
LT FC Bank Deposits Rating A2

ST FC Bank Deposits Rating P-1

STABLE Outlook

Moody's update 31 Jan 2024

Overview of KFH



KFH Strengths

Robust Financial Performance	Leading Islamic Financial Institution	Strong Government Sponsorship	Professional Management Team	Strategic Distribution Channels	Effective Risk Management Framework
<p>A consistent track record of profitability & dividend payment</p> <p>Solid funding and liquidity profile</p> <p>Consistently low NPF rates</p> <p>Improved cost to income ratio Solid profit margins and improved efficiency</p>	<p>Second largest Islamic Financial Institution globally in terms of asset base</p> <p>Operating history of more than 40 years</p> <p>Strong retail franchise</p> <p>Pioneer of Islamic products in Kuwait</p>	<p>38.4% ownership by various Kuwaiti Government authorities</p> <p>KFH operates mainly in Kuwait where the economy benefits from high level of economic strength</p> <p>Systemic important bank in Kuwait Large retail deposit and global flagship Islamic bank</p>	<p>Well-rounded human capital through meritocratic management structure</p> <p>Significant improvement in the Management team for the diversified international operation</p> <p>Strong and stable Board of Directors, collectively bringing more than two hundred and fifty years of professional experience</p>	<p>Diversified international operations</p> <p>KFH has branches in eight countries giving access to Europe, Middle East and Asian markets</p> <p>Extensive accessibility option with a wide network of 604 branches and over 1977 ATMs</p>	<p>KFH continuously develops its risk management framework in light of development in the business, banking and market regulations</p> <p>Disciplined & risk adjusted approach to capital allocation</p> <p>Large and diversified portfolio</p> <p>Reduced non-core assets</p>

KFH Strategy

KFH's main focus is on core banking business activities



Contents

- 1 Kuwait's Operating Environment

- 2 Overview of KFH

- 3 KFH Strategy

- 4 **9M-24 Financial Results**

- 5 Appendix



9M-24 Financial Highlights

Net Profit for Shareholders KD 482.9 mn 4.6%	Net Financing Income KD 835.1 mn 17.0%	Net Operating Income KD 754.0 mn 1.9%
--	--	---

Cost to Income Ratio

36.77%

(9M-23: 33.70%)

EPS (fils)


29.62

(9M-23 : 28.26 fils)

9M-24 Financial Performance

Net Profit for Shareholders

(KD mn)

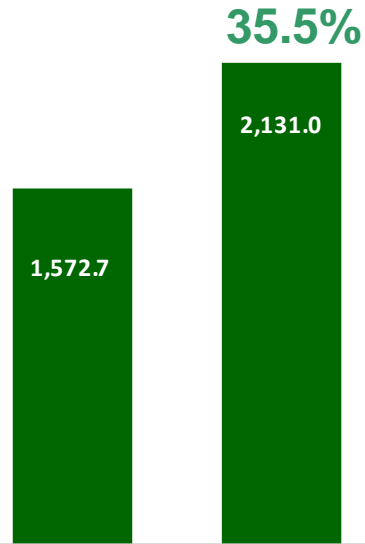


9M-23

9M-24

Financing Income

(KD mn)

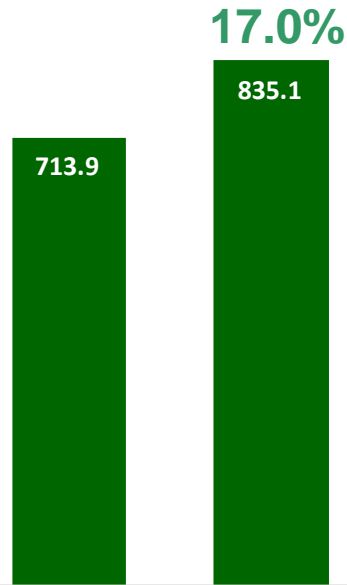


9M-23

9M-24

Net Financing Income

(KD mn)




9M-23

9M-24

Net Operating Income

(KD mn)

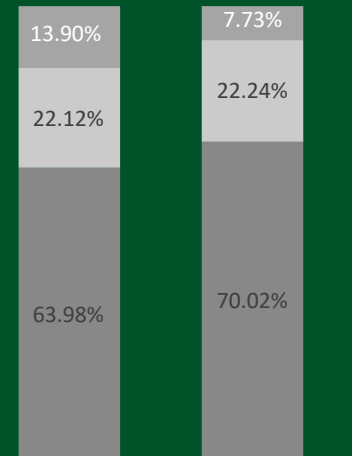


9M-23

9M-24

Operating Income Profile

- Investment Income (%)
- Non-Financing Income (%)
- Net Financing Income (%)



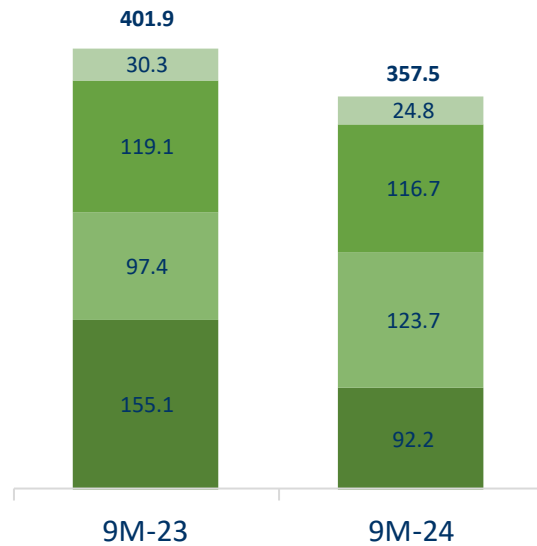
9M-23

9M-24

9M-24 Financial Performance

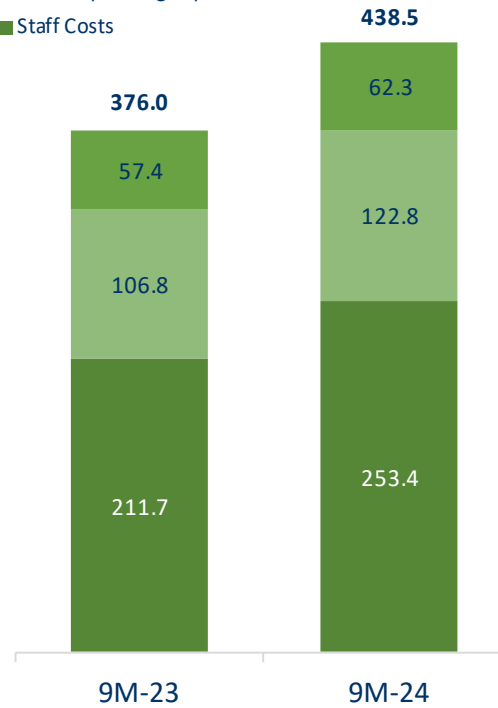
Non - Financing Income (KD mn)

- Other Income
- Net Gain from Foreign Currencies
- Fees and Commission Income
- Investment Income

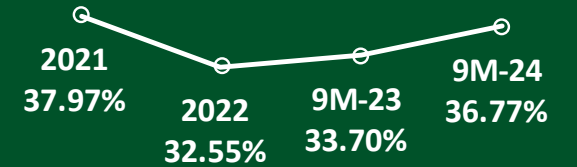


Total Operating Expenses (KD mn)

- Depreciation and Amortization
- Other Operating Expenses
- Staff Costs



C/I Ratio

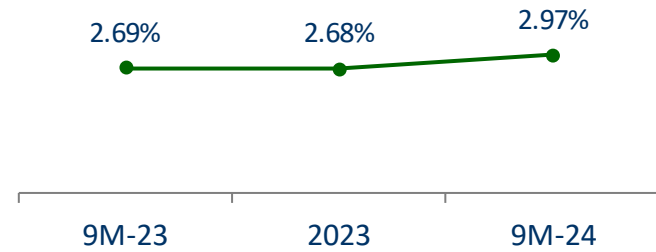


9M-24 Financial Performance

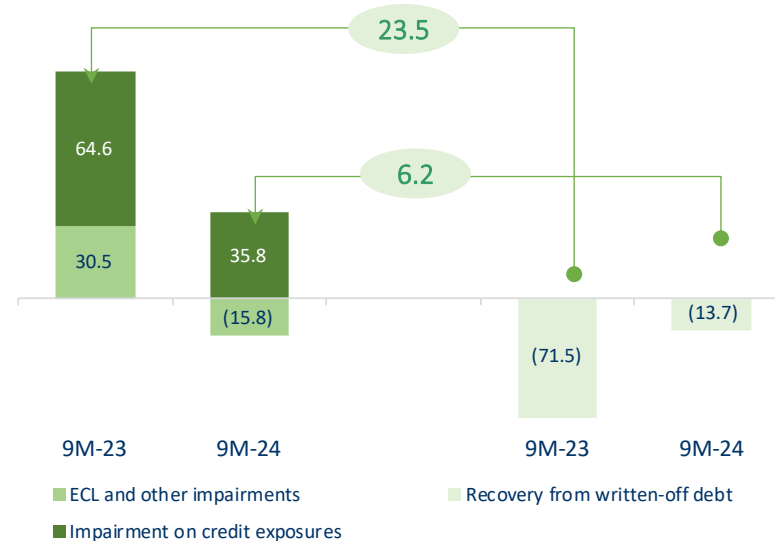
Average Profit Earning Assets (KD bn)



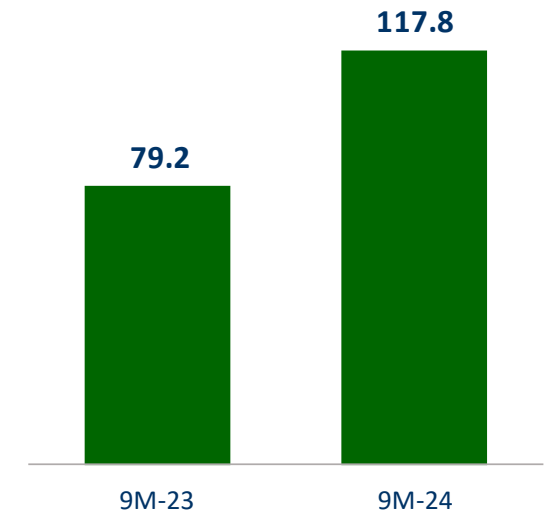
Net Financing Margin



Provision and Impairment (KD mn)

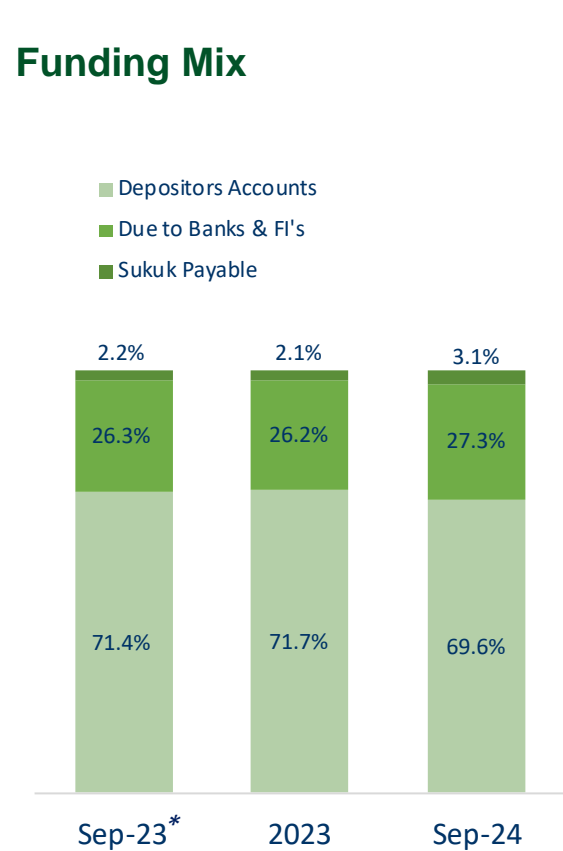
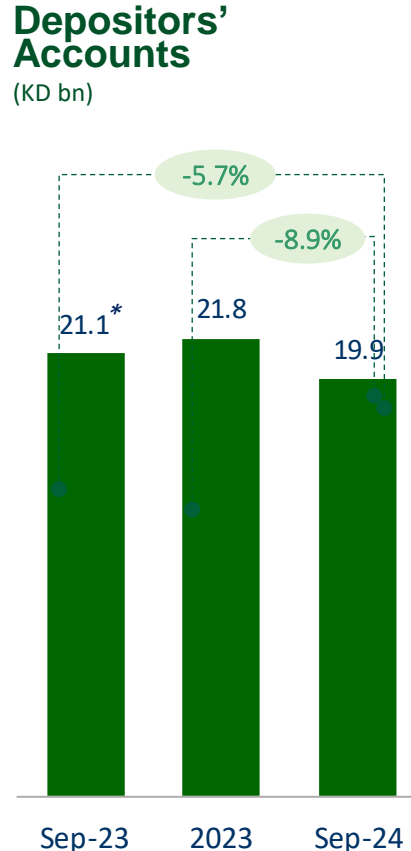
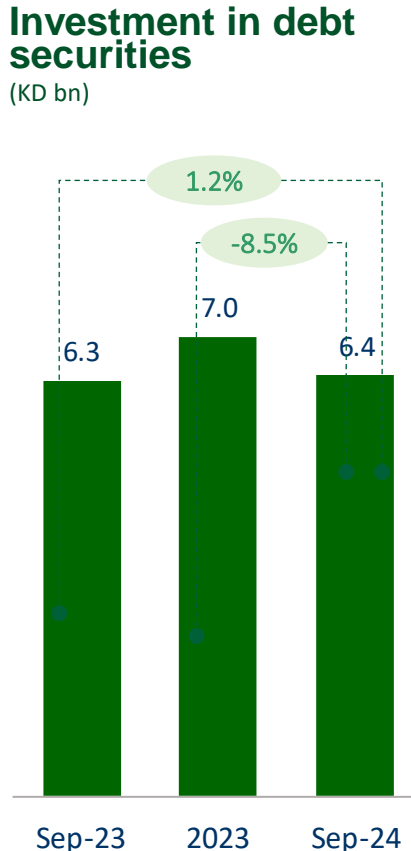
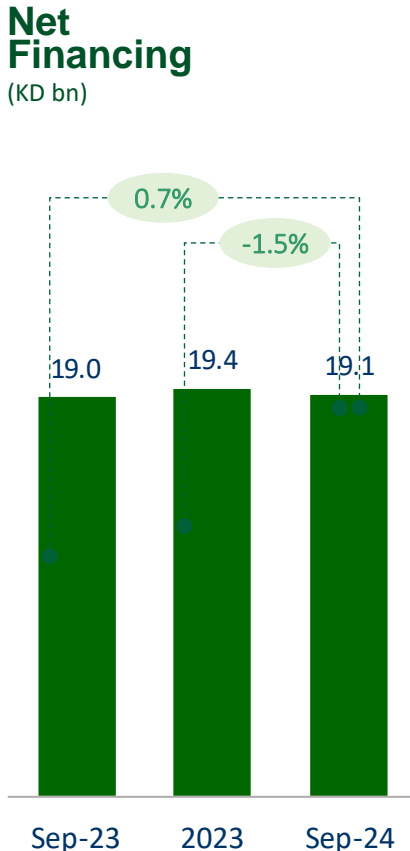
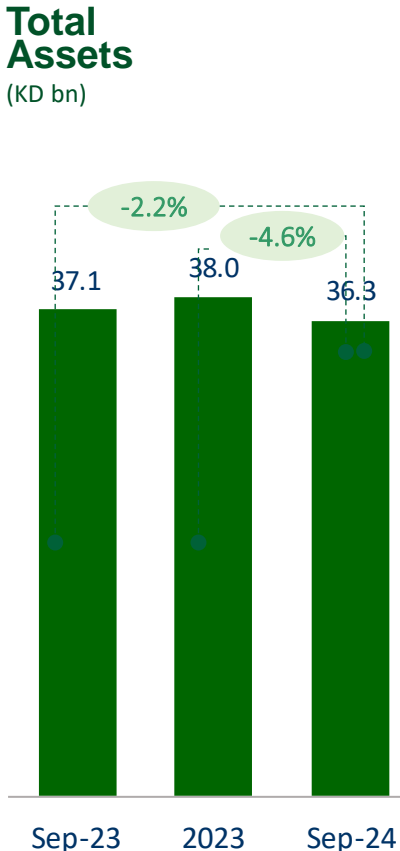


Net Monetary Loss* (KD mn)



* Hyper-inflation impact

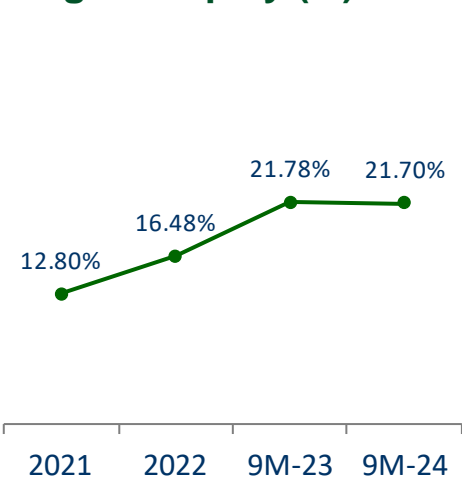
9M-24 Financial Performance



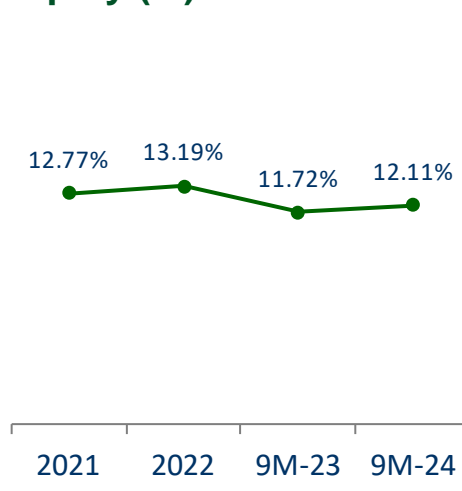
* re-stated

9M-24 Key Financial Ratios

Return on Average Tangible Equity (%)



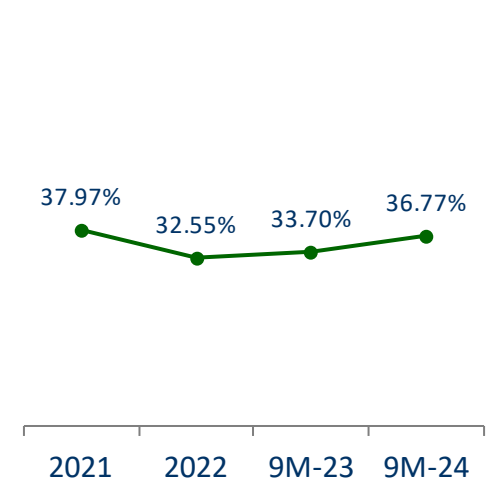
Return on Average Equity (%)



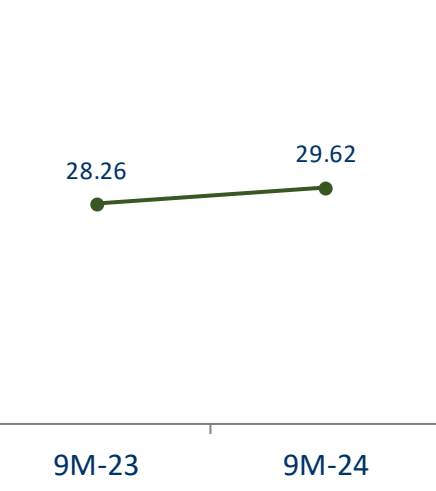
Return on Average Assets (%)



C/I (%)



EPS (fils)

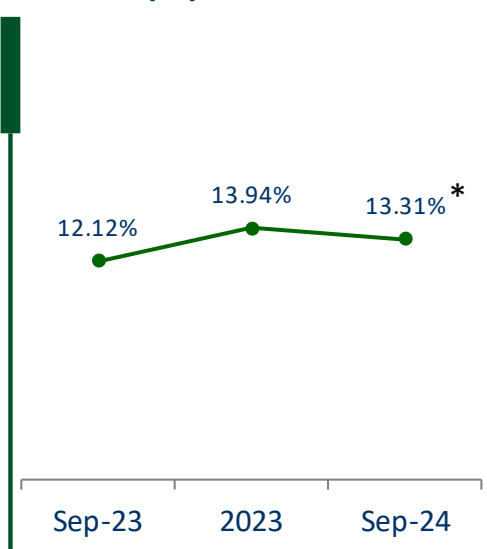


9M-24 Capital & Asset Quality Ratios

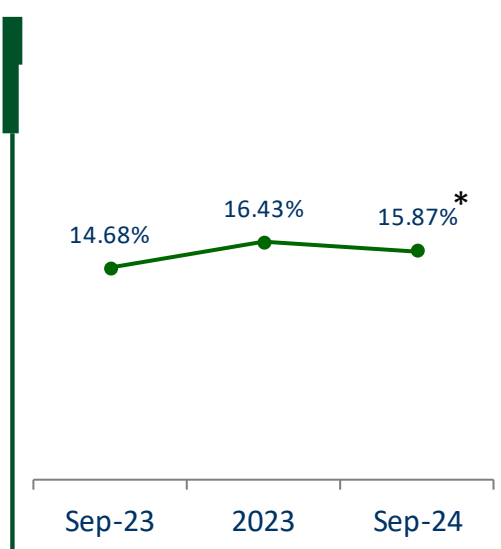
Capital Adequacy Ratio (%)



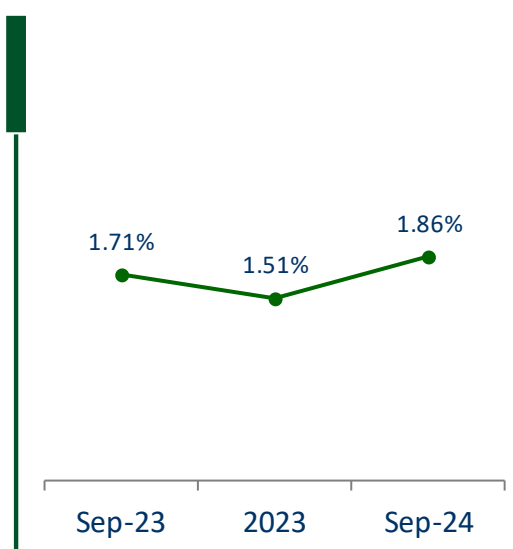
CET1 (%)



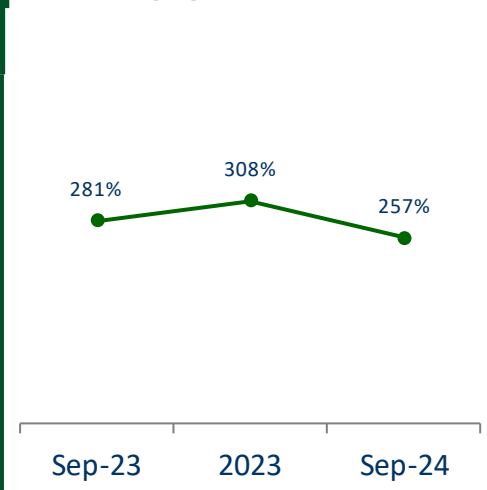
TIER 1 (%)



NPF (%)



NPF Coverage Ratio (%)



* excluding interim profit.

The background features a complex network of thin, light gray lines that intersect at various points, creating a series of overlapping triangles and quadrilaterals. The lines are oriented in several different directions, including horizontal, vertical, and diagonal, creating a sense of dynamic movement and structure.

Q&A

The background of the slide features a complex geometric pattern of thin, light gray lines. These lines intersect at various points, creating a series of overlapping triangles and quadrilaterals. The lines are oriented in several different directions, including horizontal, vertical, and diagonal, creating a sense of depth and structure.

Appendix

Consolidated Financial Statements 9M-24 Vs. 9M-23

Consolidated Statement of Financial Position (KD million)	Sep-24	Sep-23
Cash and balances with banks and financial institutions	3,665	3,321
Due from Banks	2,161	3,252
Financing receivables	19,136	18,995
Investments in debt securities	6,414	6,336
Trading properties	95	108
Investments	301	276
Investment in associates and joint ventures	547	538
Investment properties	383	360
Other assets	864	1,115
Goodwill and Intangible assets	2,327	2,421
Property and equipment	367	347
TOTAL ASSETS	36,259	37,069
Due to banks	4,700	4,699
Due to financial institutions	3,103	3,071
Sukuk payables and term financing	873	656
Depositors' accounts	19,865	21,076
Other liabilities	1,466	1,531
TOTAL LIABILITIES	30,008	31,033
Share capital	1,711	1,476
Share premium	4,267	3,612
Treasury shares	(822)	(82)
Reserves	215	210
TOTAL EQUITY ATTRIBUTABLE TO THE SHAREHOLDERS OF THE BANK	5,371	5,216
Perpetual Tier 1 Capital Securities and Sukuks	498	506
Non-controlling interests	382	314
TOTAL EQUITY	6,252	6,036
TOTAL LIABILITIES AND EQUITY	36,259	37,069

Consolidated Statement of Income (KD million)	Sep-24	Sep-23
Financing income	2,131	1,573
Financing cost and distribution to depositors	1,296	859
Net finance income	835	714
Investment income	92	155
Fees and commission income	124	97
Net gain from foreign currencies	117	119
Other operating income	25	30
Non-Financing Income	357	402
Tota Operating Income	1,193	1,116
Staff costs	253	212
General and administrative expenses	123	107
Depreciation and amortization	62	57
Total Expenses	439	376
Net Operating Income	754	740
Provisions and impairment	6	24
Net Monetary Loss	118	79
Profit for the Period Before Taxation	630	637
Taxation and Proposed Directors' fees	120	116
Non-controlling interests	27	59
Profit Attributable to Shareholders of the Bank	483	462

Consolidated Statement of Financial Position 2019 - 2023

Consolidated Statement of Financial Position (KD million)	2019	2020	2021	2022	2023
Cash and balances with banks and financial institutions	1,910	2,491	2,325	3,156	3,612
Due from Banks	3,646	3,365	3,350	3,870	2,971
Financing receivables	9,474	10,748	11,355	18,801	19,425
Investments in debt securities	2,292	2,742	2,735	6,085	7,006
Trading properties	108	102	96	95	105
Investments	195	192	219	247	310
Investment in associates and joint ventures	504	521	492	520	543
Investment properties	455	351	325	400	377
Other assets	547	728	654	999	903
Goodwill and Intangible assets	31	32	32	2,463	2,398
Property and equipment	229	230	204	335	359
TOTAL ASSETS	19,391	21,502	21,788	36,969	38,010
Due to banks & Financial Institutions	3,303	4,215	3,424	7,633	7,984
Sukuk payables and term financing	320	315	217	784	636
Depositors' accounts	12,676	14,056	15,038	21,030	21,813
Other liabilities	848	814	803	1,235	1,414
TOTAL LIABILITIES	17,147	19,401	19,481	30,683	31,847
Share capital	698	767	844	1,342	1,476
Share premium	720	720	720	3,612	3,612
Treasury shares	(36)	(28)	(28)	(42)	(113)
Reserves	679	476	395	446	341
TOTAL EQUITY ATTRIBUTABLE TO THE SHAREHOLDERS OF THE BANK	2,060	1,936	1,932	5,358	5,316
Perpetual Tier 1 Capital Securities and Sukuks	0	0	227	502	502
Non-controlling interests	183	165	149	427	345
TOTAL EQUITY	2,243	2,101	2,307	6,286	6,163
TOTAL LIABILITIES AND EQUITY	19,391	21,502	21,788	36,969	38,010

Consolidated Statement of Income 2019 - 2023

Consolidated Statement of Income (KD million)	2019	2020	2021	2022	2023
Financing income	932	893	871	1,322	2,194
Financing cost and distribution to depositors	401	279	286	522	1,228
Net finance income	530	614	586	801	966
Investment income	130	-6	16	44	184
Fees and commission income	79	73	72	90	136
Net gain from foreign currencies	34	70	89	93	140
Other income	41	45	48	44	34
Non-Financing Income	284	181	225	272	495
Total operating income	814	796	811	1,072	1,461
Staff costs	182	172	184	209	287
General and administrative expenses	79	81	82	95	150
Depreciation and amortisation	43	43	42	45	79
Total Expenses	304	296	308	349	515
Net Operating Income	510	500	503	723	945
Provisions and impairment	197	284	135	62	44
Net Monetary Loss	0	0	0	128	73
Profit Before Tax and Zakat	313	215	368	534	828
Taxation and Proposed Directors' fees	51	31	58	99	153
Non-controlling interests	11	36	67	77	91
Profit Attributable to Shareholders of the Bank	251	148	243	358	585



Thank you

Investor.relations@kfh.com